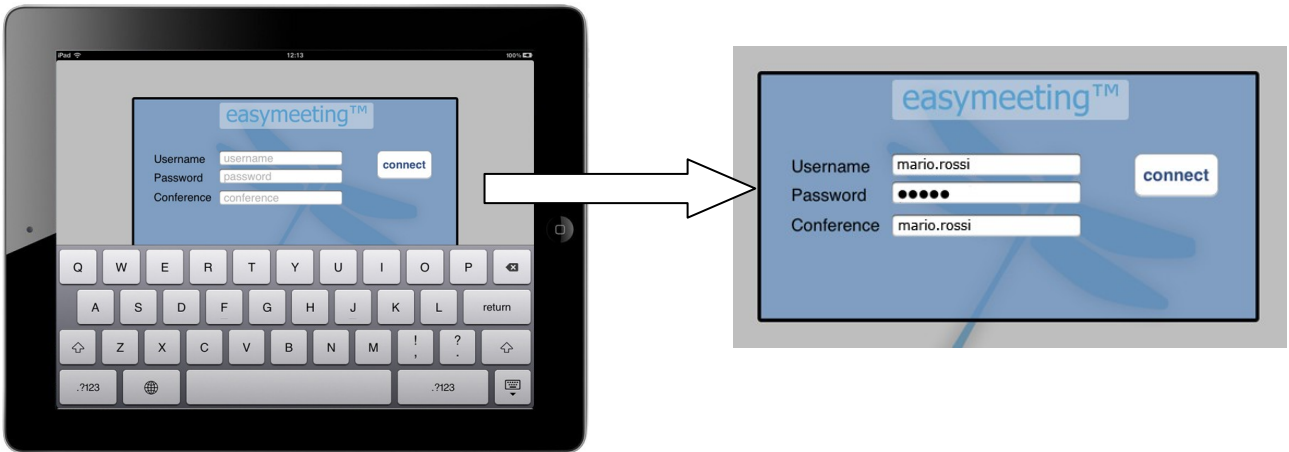


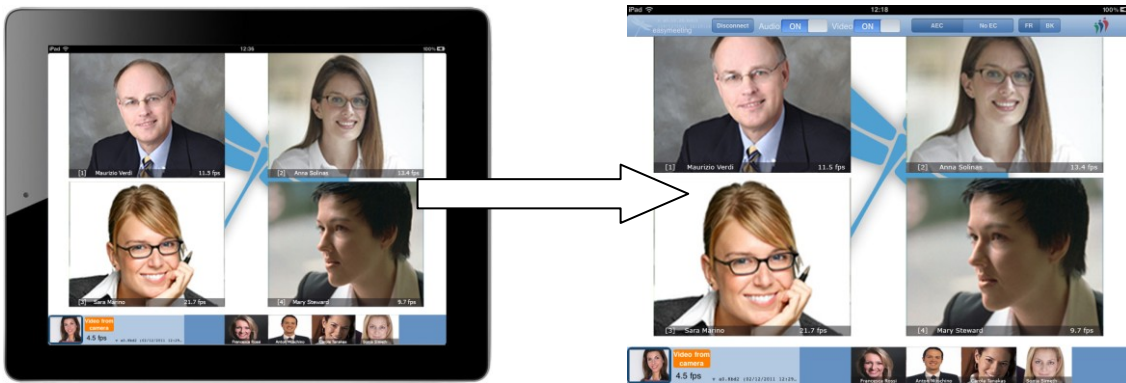
## easymeeting™ Quick Guide for iPad2



Click on the "blue dragonfly" icon on the desktop in order to launch **easymeeting™**.



Complete the login box with your **username**, **password** e **conference**, then press **Connect**.



Once started, users can access to the easymeeting™ menu by tapping on the top of the screen.



Users can:

- **Disconnect:** to exit the conference;
- **Audio (On/Off):** enable/disable the iPad microphone;
- **Video (On/Off):** enable/disable the iPad webcam;
- **AEC (Acoustic Echo Canceller):** enable the integrated echo canceller (in order to use easymeeting without earphones);

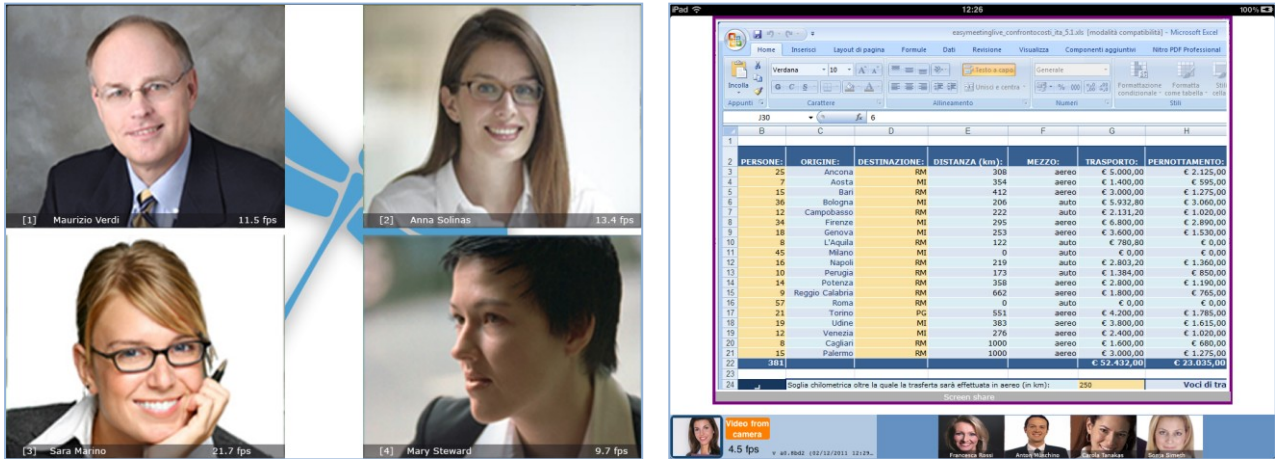
Feedback interactive systems Italia S.p.A. - Via J.F. Kennedy 10 - 10024 Moncalieri (TO) - ITALY  
 Telefono: +39-011-19501111 Fax: +39-011-19501199 www.feedbackitalia.it

# Feedback

- **No EC (No Echo Cancellation):** disable the integrated echo canceller (earphones required)
- **FR/BK (Front/Back):** enable front or rear webcam.

In the central screen area users can see:

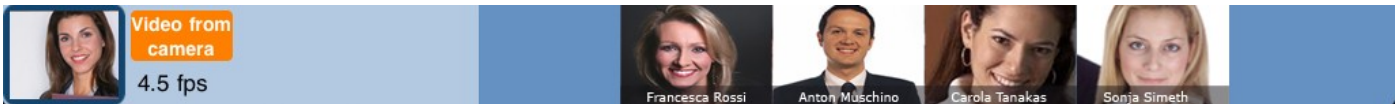
- The active HQ Channels (users who can interact in Full Duplex mode). On iPad2, up to 6 HQ Channels can be displayed;
- The shared area if Screen Share is used.



To enlarge or zoom on a channel or on the Shared Area, just use the common iPad gesture; full screen can be enabled by a double tap on a HQ Channel.

On the bottom area users can see:

- On the left: preview images from the local camera;
- From the centre to the right: the connected users preview (user's list). Users in the "user's list" can attend to the meeting without interacting in audio and video until being activated on one HQ Channel.



NOTE: due to the limited computing power, the actual iPad easymeeting™ version has few active features. iPad users depend from Supervisor at all. Auto activation is not allowed to them and they can't receive any file from other users as well as share their own desktop. iPad users can display screen share from other users. See [http://www.feedbackitalia.it/docs/easymeeting\\_WindowsVsMacVsiPad2\\_fb\\_eng\\_1.5.pdf](http://www.feedbackitalia.it/docs/easymeeting_WindowsVsMacVsiPad2_fb_eng_1.5.pdf) for more details.

## Full easymeeting™ Manual

For further information on easymeeting™, please download the complete manual by going to the following link <http://eng.feedbackitalia.it/manuale/default.htm>.